

CLUTCH

**INSP
ADJ**



L	Blue	P	Pink	S	Silver
W	White	Y	Yellow		

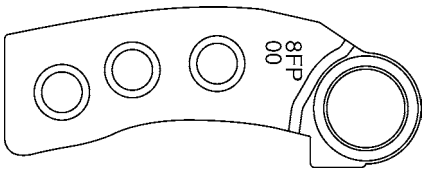
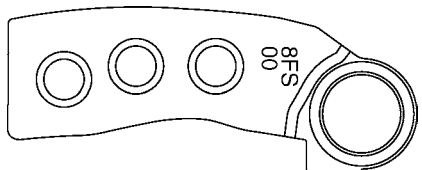
Specifications Model: RX10ML

A Elevation	– 800 m (– 2,500 ft)	600 ~ 1,400 m (2,000 ~ 4,500 ft)	1,200 ~ 2,000 m (4,000 ~ 6,500 ft)	1,800 ~ 2,600 m (6,000 ~ 8,500 ft)	2,400 ~ 3,000 m (8,000 ~ 10,000 ft)
B Engine idle speed	1,500 ± 100 r/min	←	←	←	←
C Engagement r/min	3,600 ± 200 r/min	3,400 ± 200 r/min	←	3,500 ± 200 r/min	←
D Shift r/min	10,500 ± 250 r/min	←	←	←	←
E Secondary reduction ratio (number of links)	40/22 (70 L)	←	40/21 (70 L)	40/20 (68 L)	←
F Primary sheave spring	90501-583L4	90501-551L3	←	90501-581L5	←
G Color	W-S-W	L-P-L	←	Y-P-Y	←
H Free length	89 mm (3.50 in)	88.4 mm (3.48 in)	←	85.4 mm (3.36 in)	←
I Preload	343 N (35 kg, 77 lb)	294 N (30 kg, 66 lb)	←	←	←
J Spring rate	22.1 N/mm (2.25 kg/mm, 126 lb/in)	19.6 N/mm (2.00 kg/mm, 112 lb/in)	←	24.5 N/mm (2.50 kg/mm, 140 lb/in)	←
K Wire diameter	5.8 mm (0.228 in)	5.5 mm (0.217 in)	←	5.8 mm (0.228 in)	←
L Outside diameter	59.5 mm (2.34 in)	←	←	←	←
M Weight (ID)	8FP-17605-00 (8FP00)	8FS-17605-00 (8FS00)	←	←	←
N Weight rivet	OUT	Steel 17.2	Steel 17.2 with-hole	Steel 13.3	Steel 13.3 with-hole
	CENTER	Steel 17.2	Steel 17.2 with-hole	Steel 13.3	Steel 13.3 with-hole
	IN	Steel 17.2	Steel 17.2	Steel 13.3	Steel 13.3 with-hole
O Weight bushing	VESPEL TP-8549	←	←	←	←
P Roller outer dia.	14.5 mm (0.57 in)	15.6 mm (0.61 in)	←	←	←
Q Roller bushing	VESPEL TP-8549	←	←	←	←
R Pri. clutch shim	None	←	←	←	←
S Secondary sheave spring	90508-60007	←	←	←	←
T Color	W	←	←	←	←
U Free length	75 mm (2.95 in)	←	←	←	←
V Preload rate	60° (3-3) 1,290 kg•mm/rad	70° (1-6) 1,290 kg•mm/rad	←	←	←
W Wire diameter	6 mm (0.236 in)	←	←	←	←
X Outside diameter	69.5 mm (2.736 in)	←	←	←	←
Y Sec. torque cam angle	51 – 43°	45°	←	←	←
Z Sec. clutch shim	1.0 mm (0.04 in)	←	←	←	←


GEAR SELECTION

INSP
ADJ



[A] Parts no.	[B] Weight g (oz) without bush and rivets	[C] Shape & ID mark	[D] Standard
8FP-17605-00	67.81 (2.392)		RX10RTL, RX10RL, RX10RTRL, RX10GTL, RXW10L
8FS-17605-00	65.52 (2.311)		RX10ML

⑧ Weight rivets

[A] Parts No.	[B] Material	[C] Length mm (in)	[D] Weight g (oz)	[E] Standard	[F] Effects
90261-06033	Steel	17.2 (0.677)	4.5 (0.159)	IN: RX10RTL, RX10RL, RX10RTRL, RX10GTL, RXW10L CENTER: RX10RTL, RX10RL, RX10RTRL, RX10GTL, RXW10L OUT: RX10RTL, RX10RL, RX10RTRL, RX10GTL, RXW10L	[G] Increased Force  [H] Decreased Force
90269-06006	Steel	17.2 (0.677)	3.6 (0.127) with hole		
90261-06019	Steel	13.3 (0.524)	3.1 (0.109)		
90266-06002	Steel	13.3 (0.524)	2.4 (0.085) with hole	CENTER: RX10ML OUT: RX10ML	
90266-06001	Aluminum	13.3 (0.524)	0.8 (0.028) with hole		
None				IN: RX10ML	